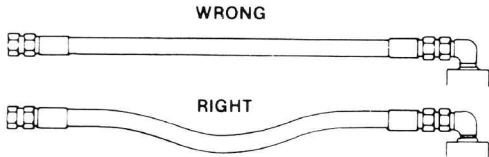
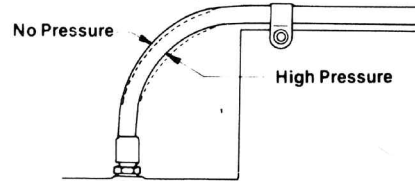


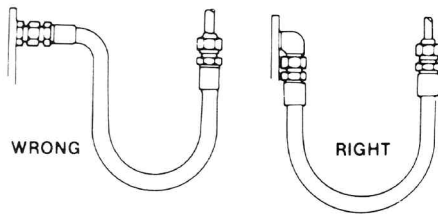
HYDRAULIC HOSE ASSEMBLIES INSTALLATION (HYD)



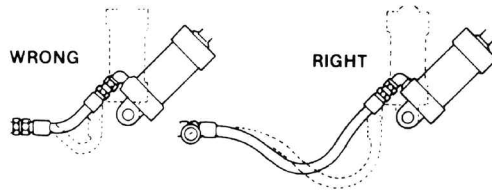
Since hose may change in length from +2% to -4% under the surge of high pressure, provide sufficient slack for expansion and contraction.



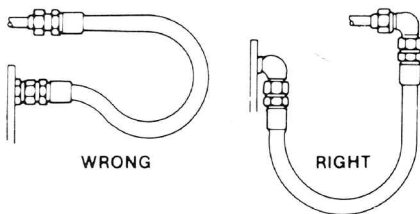
Due to changes in length when hose is pressurized, do not clamp at bends so curves absorb changes. Do not clamp high and low pressure lines together.



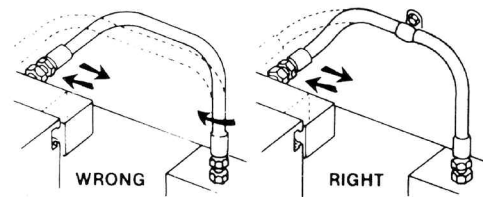
Avoid sharp twist or bend in hose by using proper angle adapters.



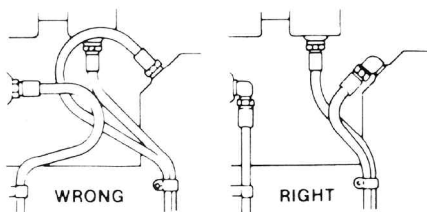
Adequate hose length is most important to distribute movement on flexing applications and to avoid abrasion.



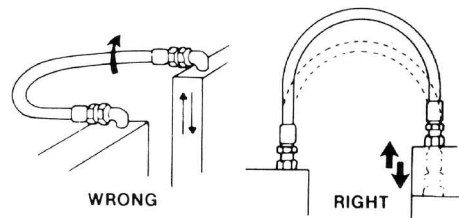
Where the radius falls below the required minimum, an angle adapter should be used as shown above to avoid sharp bends in hose.



To avoid twisting in hose lines bent in two planes, clamp hose at change of plane, as shown.



Obtain direct routing of hose through use of 45° and 90° adapters and fittings. Improve appearance by avoiding excessive hose length.



To prevent twisting and distortion, hose should be bent in the same plane as the motion of the boss to which the hose is connected.