

LG-SERIES LOCK-GRIP PULLERS

The simple, safe and cost-effective
way to remove shaft-mounted parts

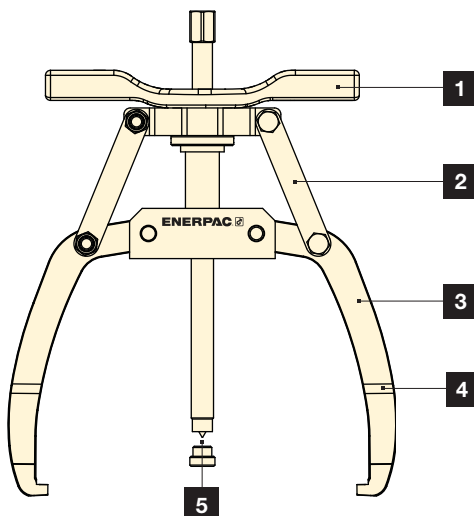


ENERPAC 

▼ Shown: 2 and 3-Jaw Mechanical Lock-Grip Pullers



- Quickly and easily mount on a wide range of applications
- Lock-on jaws offer a secure grip for safe and easy operation
- Synchronous jaw movement enables entire pulling job to be performed by a single operator
- Available in 2 and 3-jaw configurations



1. Convenient adjustment handle simplifies positioning of jaws on application and increases speed of operation.
2. Locking mechanism helps prevent puller jaws from slipping off application during pulling process.
3. Greater spreading width on top portion of jaws enables use on thicker objects.
4. Synchronous jaw movement increases ease of use, allowing one operator to mount the tool and perform the pulling application.
5. Point protector helps prevent damage to spindle when pulling against a flat surface.

LGM-Series, Mechanical Lock-Grip Pullers



LGM-Series Pullers are an ideal solution for pulling small to medium-size wheels, sprockets, bearings and other similar shaft-mounted parts. The puller's self-centering closing system allows all jaws to move simultaneously, making it easy for a single operator to mount the puller and to perform

the application. Turning the puller handle locks the jaws onto the application, allowing the desired object to be pulled free when the spindle is turned.

LGM Series



Puller Capacity:

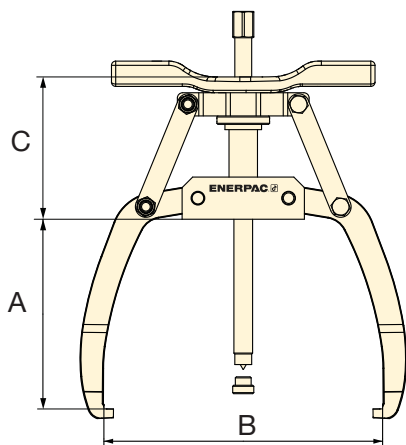
3-13 tons

Maximum Reach:

4.02-8.46 inches

Maximum Spread:

5.20-11.81 inches



IMPORTANT!

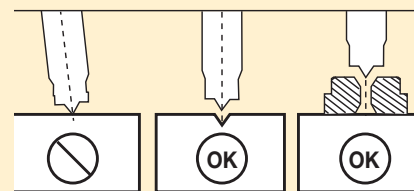
Always wear safety goggles and gloves while using pullers.



Point Protector

LGM-Series Pullers **MUST** be used with a point protector if the shaft end does not contain a drilled center hole.

One point protector is included with every puller.



▼ SELECTION CHART

Puller Model No.	Dimensions (in)				Number of Jaws	Puller Capacity	Maximum Torque	Weight	Replacement Point Protector Item Number
	Maximum Reach A	Minimum Spread Dia. B	Maximum Spread Dia. B	C					
LGM203	4.02	1.10	5.20	2.36	2	3	66	3.74	SGM0404
LGM305	4.02	1.10	5.20	2.36	3	5	66	4.62	
LGM204	5.59	1.18	7.32	3.54	2	4	133	5.50	
LGM306	5.59	1.18	7.32	3.54	3	6	133	6.82	
LGM207	6.97	1.38	10.24	5.28	2	7	262	10.78	SGM0704
LGM308	6.97	1.38	10.24	5.28	3	8	262	15.18	
LGM211	8.46	3.31	11.81	4.96	2	11	346	14.74	
LGM313	8.46	3.31	11.81	4.96	3	13	346	21.56	

▼ Shown: 2 and 3-Jaw Hydraulic Lock-Grip Pullers

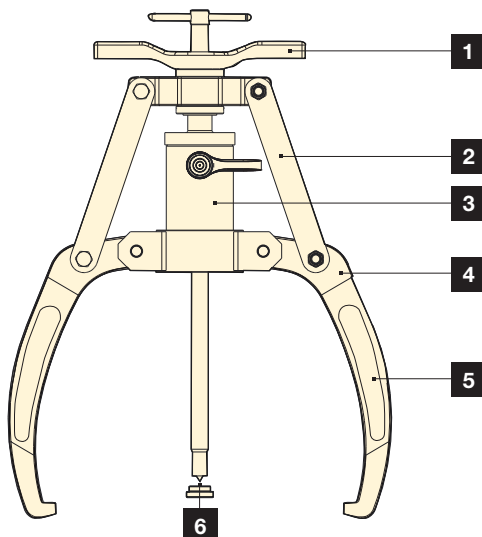
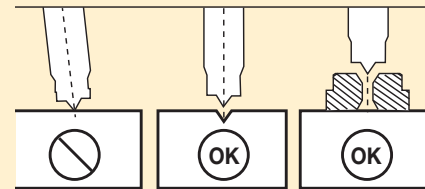


- Quickly and easily mount on a wide range of applications
- Hydraulically applied pulling force increases pulling capacity, reducing operator fatigue
- Lock-on jaws offer a secure grip for safe and easy operation
- Synchronous jaw movement enables entire pulling job to be performed by a single operator
- Available in 2 and 3-jaw configurations with or without a detachable hollow cylinder



Point Protector

LGH-Series Pullers **MUST** be used with a point protector if the shaft end does not contain a drilled center hole. One point protector is included with every puller.



1. Convenient adjustment handle simplifies positioning of jaws on application and increases speed of operation.
2. Locking mechanism helps prevent jaws from slipping off application during pulling process.
3. Detachable hollow cylinder offers increased pulling capacity compared to mechanical alternatives.
4. Greater spreading width on jaws enables use on thicker objects.
5. Synchronous jaw movement increases ease of use, allowing one operator to mount the tool and perform the pulling application.
6. Point protector helps prevent damage to spindle when pulling against a flat surface.

LGH-Series, Hydraulic Lock-Grip Pullers



LGH-Series Pullers provide the same safety and ease of use as their mechanical counterparts, with the pulling force applied by a standard 10,150 psi hydraulic cylinder. LGH-Series Pullers can apply up to 64 tons of force and are perfect for removing larger shaft-mounted objects up to 26 inches in diameter.

Turning the puller handle locks the jaws onto the application, allowing the desired object to be pulled free when the spindle is turned.

LGH Series



Puller Capacity:

10-64 tons

Maximum Reach:

8.46-16.06 inches

Maximum Spread:

11.81-25.98 inches

Maximum Operating Pressure:

10,150 psi



IMPORTANT!

Always wear safety goggles and gloves while using pullers.



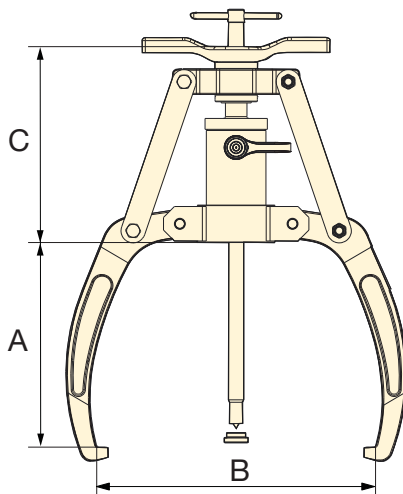
Model Numbers Without a Cylinder

To order a puller without cylinder, add "NC" after "LGH".

Example: LGHNC210



Sets Include:^{1) 2)}



▼ DIMENSIONAL DATA

Puller Model No.*	Dimensions (in)				No. of Jaws	Puller Cap.	Wt.	Replacement Point Protector Item Number	Hydraulic Puller Sets ^{1) 2)}			
	Max. Reach	Min. Spread Dia.	Max. Spread Dia.									
	A	B	B	C		(ton)	(lbs)		Hand Pump (P392) Gauge (GA45GC)	Air Pump (XA11G) Integrated Gauge	Electric Pump (PUD1300) Gauge (G2535L)	Cordless Pump (XC1201M) Gauge (GA45GC)
LGH210	8.46	3.31	11.81	7.56	2	10	22.66	SGM0704	—	—	—	—
LGH310	8.46	3.31	11.81	7.56	3	10	27.94	SGM0704	LGHS310H	LGHS310A	LGHS310E	LGHS310C
LGH214	10.24	4.92	14.96	7.32	2	14	31.24	LGH14K6	—	—	—	—
LGH314	10.24	4.92	14.96	7.32	3	14	40.04	LGH14K6	LGHS314H	LGHS314A	LGHS314E	LGHS314C
LGH224	13.23	6.50	18.90	12.80	2	24	82.28	LGH24K6	—	—	—	—
LGH324	13.23	6.50	18.90	12.80	3	24	104.06	LGH24K6	LGHS324H	LGHS324A	LGHS324E	LGHS324C
LGH253	16.06	9.06	25.98	18.62	2	53	243.76	LGH253K6	—	—	—	—
LGH364	16.06	9.06	25.98	18.62	3	64	306.90	LGH253K6	LGHS364H	LGHS364A	LGHS364E	LGHS364C

*Standard models include cylinder. To receive puller without cylinder add "NC" after LGH (Example: LGHNC210).

For 115 V application add "B" suffix
For 230 V application add "E" suffix

Master Puller Set includes a hydraulic puller, cylinder, a pump with hose and gauge for standard pulling applications, as well as a selection of accessories designed for work environments where clearance prevents a direct application of the puller jaws.



Lock-Grip Pullers: All sets come with a hydraulic LGH-Series Puller. Both two jaw and three jaw versions are available.



Detachable Hollow Cylinder: Provided with all hydraulic pullers as well as the Cross Puller.



Pump with Hose and Gauge: Puller Sets and Master Puller Sets are supplied with a hose, gauge, and your choice of a hand, air, electric or cordless pump.



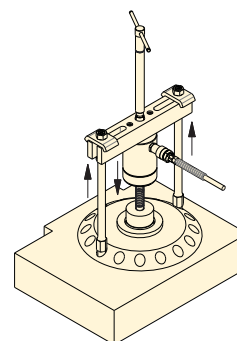
Cross Puller: Hydraulically powered via a detachable hydraulic cylinder and pump. The Cross Puller can be used individually as a 'push' puller, or in conjunction with the Bearing Separator or Bearing Cup Puller.



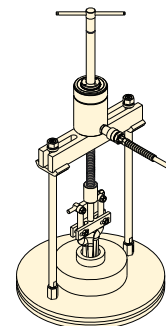
Bearing-Cup Puller: Specifically designed to pull cup style bearings and other applications requiring an internal style puller.



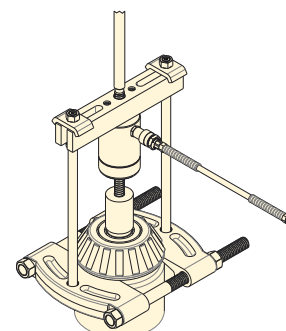
Bearing Separator (used with Cross Bearing Puller): Features narrow edges, which enable puller to be placed behind hard to reach bearings, gears, etc., where limited clearance prevents the direct application of puller arms.



▲ Cross Puller on application



▲ Cross Puller with Bearing Cup Puller on application



▲ Cross Puller with Bearing Separator on application

▼ DIMENSIONAL DATA

Puller Model No.	Cross Puller Dimensions (in)				Thread Size	Wt.* (lbs)	Bearing Separator Dimensions (in)				Wt. (lbs)	Bearing Cup Puller Dimensions (in)					Wt. (lbs)
	Model No.	A	Min. B				Model No.	A	Min. B	Max. B		Model No.	A	B	Min. C	Max. C	
LGH310	BHP112	11.02	4.53		5/8"-18 UNF	4.40	BHP181	4.33	0.39	4.33	6.16	BHP180	5.31	9.29	1.57	5.71	4.4
LGH314	BHP172	11.02	4.53		5/8"-18 UNF	4.62	BHP282	6.14	0.47	5.28	12.54	BHP190	6.46	10.43	1.57	5.71	4.62
LGH324	BHP272	14.57	5.51		5/8"-18 UNF	5.28	BHP292	7.17	0.51	8.27	27.5	BHP280	6.46	10.43	1.57	5.71	5.28
LGH364	BHP672	24.21	8.66		1 1/4"-12 UNF-2A	14.08	BHP682	11.81	0.79	11.81	95.7	BHP580	5.91	12.20	2.36	9.45	14.08

* With slotted crosshead, cylinder, and spindle

Hydraulic Lock-Grip Master Puller Sets

▼ Shown: LGHMS Master Puller Set with Hand Pump Option



- All LGHMS-Series Master Puller Sets include an LGH-Series Puller, a Cross Puller, a Bearing Separator, a Bearing Cup Puller, a detachable Hollow Cylinder, a hose, a gauge and a pump
- Set options include hand, air, electric and cordless pumps for an optimal solution to every application

LGHMS Series

Puller Capacity:

10-64 tons

Maximum Reach:

8.46-16.06 inches

Maximum Spread:

11.81-25.98 inches

Maximum Operating Pressure:

10,150 psi



WARNING!

Enerpac cylinders and pumps can be operated to 10,150 psi, but should not be operated past 5,000 psi when using the Cross Bearing Puller Set tools.



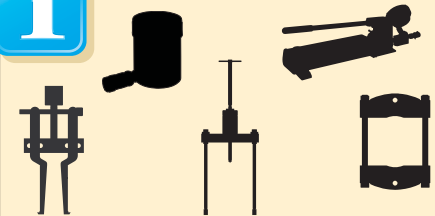
Dimensions

Dimensional information for all puller models is included in the dimensional overview table:

Page: 5







Sets Include:^{1) 2)}




¹⁾ Choose pump options below.

²⁾ All sets include hose model number HC7206C.

▼ DIMENSIONAL DATA

Puller Model No.	Dimensions		Number of Jaws	Puller Capacity	Replacement Point Protector Item Number	Hydraulic Master Puller Sets ^{1) 2)}			
	Minimum Spread	Maximum Spread				 Hand Pump (P392) Gauge (GA45GC)	 Air Pump (XA11G) Integrated Gauge	 Electric Pump (PUD1300) Gauge (G2535L)	 Cordless Pump (XC1201M) Gauge (GA45GC)
LGH310	3.31	11.81	3	10	SGM0704	LGHMS310H	LGHMS310A	LGHMS310E	LGHMS310C
LGH314	4.92	14.96	3	14	LGH14K6	LGHMS314H	LGHMS314A	LGHMS314E	LGHMS314C
LGH324	6.50	18.90	3	24	LGH24K6	LGHMS324H	LGHMS324A	LGHMS324E	LGHMS324C
LGH364	9.06	25.98	3	64	LGH253K6	LGHMS364H	LGHMS364A	LGHMS364E	LGHMS364C

For 115 V application add "B" suffix
For 230 V application add "E" suffix



PULLING SOLUTIONS

Enerpac's comprehensive range of pullers equips you with the ideal pulling solution for every job: from the economical yet versatile BHP-Series, to the self-aligning SG-Series, the highly efficient LG-Series and the powerful 100-ton EPH-Series. Enerpac offers solutions for all your pulling needs from a single source.

BHP-Series Pullers



Multi-Purpose Sets



Grip Puller Sets



Cross-Bearing Puller Sets



Bearing Cup Pullers

SG-Series Pullers



SGM-Series Pullers



SGH-Series Pullers



Hydraulic Puller Sets



Hydraulic Master Puller Sets

LG-Series Pullers



LGM-Series Pullers



LGH-Series Pullers



Hydraulic Puller Sets



Hydraulic Master Puller Sets

www.enerpac.com

Your Enerpac Distributor: